

MAG100

MAGNETOSTRICTIVE

Measuring length absolute up to 3 m linear position transducer



DATASHEET - Rev.3 - 13062019



CHARACTERISTICS

- Measuring range from 100 to 3000mm
- High Resistance to shock and vibration
- Working pressures up to 350bars
- Customizable cursor
- Absolute output



ADVANTAGES

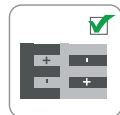
- Absolute Contactless linear position measurement
- High Resolution, High Linearity
- Without null zone
- Unlimited mechanical life
- Rod, nipple and flange AISI 316
- Easy in-field installation and replacement




High protection level



Shock/vibration resistant



Reverse polarity protection



Wide range temperature



Analog output



Directive 2011/65/EU



EU conformity

MAG100

MAGNETOSTRICTIVE


Measuring length absolute up to 3 m linear position transducer



PRODUCT DESCRIPTION

MAG100 is a magnetostrictive position transducer designed for use with hydraulic cylinders in mobile application. Its unique design, plus a wide range of cursor configurations, ensures easy installation and total compatibility with cylinder manufacturer specifications.

Working temperature from -40 to +85°C, working pressures up to 350 bars, high resistance to vibration and shock give the sensor the indispensable strength needed for heavy-duty use. High performance in terms of transduction of measurement defined as linearity, hysteresis and repeatability. The signal is Analog output.



DATASHEET - Rev.3 - 13062019

PRODUCT CODE

MAG100. a . b . c . d . e ◀ ORDER CODE

a	Power supply
2	◀ = 10 ... 30 VDC

c	Sensor Output
2	◀ = 0,5...4,5 VDC
33	◀ = 4,5...0,5 VDC
32	◀ = 0,25...4,75 VDC
34	◀ = 4,75...0,25 VDC
7	◀ = 4...20 mA
35	◀ = 20...4 mA

d	Type of connection
24	◀ = Male connector M12x4, PUR cable 30cm

b	Measuring length
XXXX	◀ = mm (steps of 0100 mm)

e	Cursor
X	◀ = none
0	◀ = Custom cursor
1	◀ = Standard cursor

MAG100

MAGNETOSTRICTIVE

Measuring length absolute up to 3 m linear position transducer

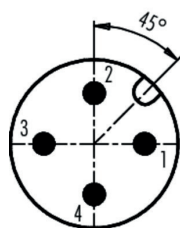
TECHNICAL SPECIFICATION

Measuring range	0,1...3 m
Magnetostrictive resolution	0.1 mm
Magnetostrictive Linearity	±0.04 % (F.S)
Magnetostrictive Repeatability	±0.005 % (F.S)
Operating Pressure	350 bars (peak max ... 500 bars)
Type of connection	Male connector M12, 4-pin PUR cable 300 mm
Protection	IP67
Temperature range head	-40°C ... +85°C [-40°F ...+185°F]
Temperature Operating Rod	-40°C ... 125°C [-40°F ...+257°F]
Temperature Coefficient	±0.005 % (F.S)/°C
Material	stainless steel AISI316
Rod Diameter	10 mm
Nipples Thread	M18 x 1,5mm
Shock resistance	acc. to CEI EN 60068-2-27
Vibration resistance	acc. to CEI EN 60068-2-6:2009

ELECTRICAL CHARACTERISTICS

Power supply	10 ... 30 V DC
Reverse polarity protection	YES
Electromagnetic compatibility	acc. to EN 61000-6-2, EN 61000-6-4
CE compliant	acc. to EMC guideline 2014/30/EU RoHS guideline 2011/65/EU

ELECTRICAL CONNECTION M12 X 4 PINS



Pinout

1	+Vin
2	n.c.
3	GND
4	V / I out

OPERATING PRINCIPLE

The magnetostrictive effect on metallic wire or rod creates a change in length or volume of the wire or rod in the presence of a magnetic field. Ferromagnetic metals can have negative or positive magnetostrictive properties, for example they can shrink or stretch which in turn decreases or increases its volume. This effect is used in our magnetostrictive linear position sensors.



MAG100

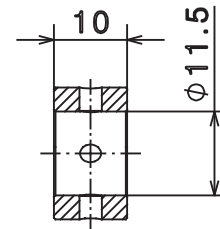
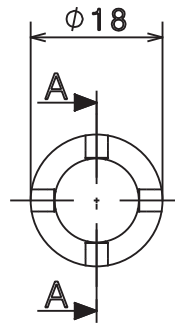

MAGNETOSTRICTIVE

Measuring length absolute up to 3 m linear position transducer



TYPE OF MAGNET

1] Cursor STD



Section A-A

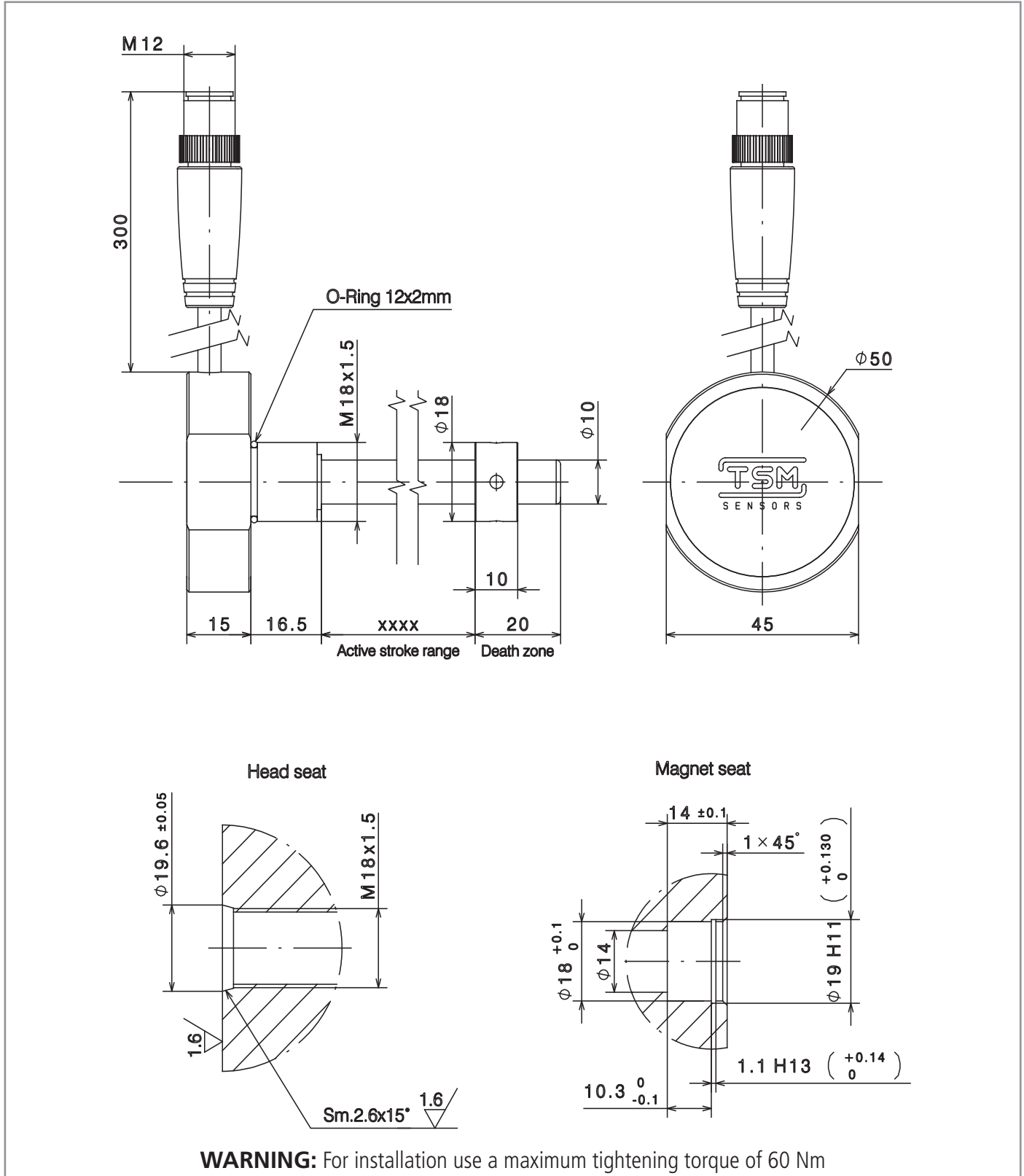
MAG100

MAGNETOSTRICTIVE

Measuring length absolute up to 3 m linear position transducer



DIMENSIONS [mm]



DATASHEET - Rev.3 - 13062019

The company reserves the right to make any kind of design or functional modification at any moment without prior notice.